



Jelka

Product Brochure

About **The Jelka Group**

Jelka

Jelka is a family-run specialist in welfare-led equine facilities, helping horse owners create better spaces for horses to live, move and be cared for.

Driven by a genuine passion for horses, we work as a long-term partner to design and deliver equestrian facilities that improve welfare, performance and day-to-day efficiency. Our approach combines practical experience, careful planning and trusted systems to ensure every facility works for both horses and the people who manage them. We provide fully considered, turnkey solutions from early planning through to installation, supporting both professional and private horse owners. These include complete facility design alongside integrated systems such as feeding automation, rubber flooring, drinker systems, wash bays, turnout areas, arena irrigation and maintenance equipment, as well as equine treadmills and rehabilitation systems.

ArenaMate

ArenaMate is our specialist product development and manufacturing business, focused on precision-engineered equipment for arena and surface performance.

With a strong emphasis on engineering quality, durability and consistency, ArenaMate designs and builds equipment that enhances arena surfaces, improves footing consistency and supports a better riding experience for both horse and rider. The focus is on delivering precision, longevity and dependable results in demanding professional environments.

Working Together

Jelka and ArenaMate serve different but complementary areas of the equestrian industry, and share the same commitment to horse welfare, performance and long-term value. Together, they reflect a belief that better facilities and better-engineered equipment create stronger foundations for horse wellbeing and rider performance.



Content



Rubber Flooring

Durable & slip-resistant, our rubber flooring solutions are designed for a wide range of applications, from walkways & ramps to stalls & walkers.

Pages 1 - 6



Outdoor Matting

Keep outdoor areas clean, dry, & functional year-round with our rubber mat range, ideal for preventing mud & creating stable ground surfaces.

Pages 7 - 10



Facility Design

Optimise your space with our facility solutions, including stable dividers, tie posts, & more, designed to enhance workflow, organisation, & safety.

Pages 11 - 18



Forage Systems

Custom forage systems available in various sizes, ideal for group environments & designed to promote natural feeding behaviour & herd dynamics.

Pages 19 - 20



Water Troughs

From compact single-animal options to insulated, large-capacity troughs, our range ensures hydration solutions for every scenario & climate.

Pages 21 - 24



Active Stabling

Explore the modern approach to equine housing. Our systems support physical & mental well-being through innovative layouts & specialised products.

Pages 25 - 30



Veterinary

Specialised equipment for veterinary environments, including padded wall systems, designed with safety, hygiene, & animal care in mind.

Pages 31 - 32



Therapy & Training

Support recovery & wellbeing with our therapy equipment, from treadmills & solariums to tools for exercise management & rehabilitation.

Pages 33 - 34



Paddock Control

Enhance land usability & management, including expert consultancy & innovations like underground irrigation systems to manage moisture.

Pages 35 - 38

Rubber Flooring



The Belmondo® Range

Belmondo® rubber mats are engineered to enhance safety, comfort, & durability across various equestrian environments.

Whether used in walkways, wall coverings, wash bays, walkers, or ramps, these mats provide slip resistance, shock absorption, & ease of maintenance, ensuring both horse & handler benefit from improved footing & reduced noise. The Jelka collection offers a comprehensive selection tailored to meet the diverse needs of equine facilities. All Belmondo® mats are manufactured from high-quality, recycled rubber, emphasising sustainability without compromising on performance. Their robust construction ensures longevity, making them a reliable choice for various equestrian applications.

“For me personally, Belmondo® is the Rolls Royce among rubber mat manufacturers in the equestrian sector.”

Johann Sailer, Germany





Belmondo Basic

Ideal for stables & loose boxes


A durable rubber mat offering slip resistance & comfort, promoting joint health & hygiene.



Belmondo WalkPro

Ideal for walkways & corridors

This mat features a textured surface to enhance grip & shock absorption in busy passageways.



Belmondo Trend

Ideal for stables

A stylish, high-quality mat featuring a modern pattern & cushioning for everyday use.



Belmondo Walkway

Ideal for aisles & groom areas

This mat ensures maximum traction & minimal noise in high-traffic pathways & tie-up areas.



Belmondo Rodeo

Ideal for extra protection

This wall mat offers essential shock absorption & noise reduction, protecting from injury.



Belmondo Motion

Ideal for horse walkers

This mat provides excellent traction, joint-friendly cushioning, & easy cleaning in walkers.



Belmondo Classic

Ideal for stables & rest areas

A proven, all-purpose mat with solid cushioning & slip resistance, perfect for everyday use.



Belmondo Kingsize

Ideal for large stables


A full coverage rubber mat solution that minimises joins & reduces bedding needs.



Belmondo Paddock

Ideal for outdoor & wash areas

Made for wet conditions, this mat's design & non-slip surface ensure safe footing year-round.



Komfortex®

Komfortex® slabs are designed for a variety of indoor & outdoor equestrian applications, including wash bays, walkways, & turnout areas.

These versatile mats offer excellent slip resistance, shock absorption, & durability, making them ideal for high-traffic zones where comfort, drainage, & safety are essential. The range stands out for its high-performance design & eco-conscious construction. Made from approximately 80% recycled rubber, these slabs contribute to sustainability while delivering excellent durability & functionality. They feature a smooth, porous surface for quick drainage & a structured underside for added grip & shock absorption.

Available in green, red, black, & grey, square & h-paver styles.

“We are delighted with the completed work of our Komfortex rubber walkway & covered turnout area.”

Lambley House Sport Horses





HIT SoftBed Comfort Mattress

Provides a soft lying surface for horses, designed for lying areas, shelters, open barns & stables.

“Our herd absolutely love their mattress! Diva chooses to sleep & rest on it over the bedding areas. It's super easy to clean, & the horses love resting on it.”

Amy, Abbots View Livery



The HIT SoftBed Comfort Mattress is a multi-layered stable mat system that combines cushioning with durability. Its shock-absorbing surface reduces pressure on the horse's joints & muscles, helping to prevent injury & fatigue. The mattress is sealed to prevent moisture infiltration & is easy to clean, promoting a healthier & more hygienic environment. It measures 1.8m x 2.4m & fits most standard stables. This system is a sustainable alternative to traditional bedding, offering both comfort for horses & cost-efficiency for stable owners.

Outdoor Matting



HIT Top Clean

Designed for muddy, high-traffic outdoor areas such as gateways, feeding areas, tracks, & walkways.

These mats offer a practical solution for improving footing in wet & muddy environments. Made from robust, recycled plastic, they can be filled with gravel or sand for added stability, grip & easy of cleaning.

Suitable for both temporary & permanent installations, HIT Top Clean mats are a smart investment for land management & equestrian facility upkeep.

“We love them! The fact they are non-slip is fantastic. Other mats can be very slippery if not constantly re-surfaced, but even in the wet, without a topping, neither horse nor human has slipped on the mats.”

Ingrid Lewis, Wise Hooves





HIT Step

Ideal for mud-prone areas where temporary grip & drainage are required to allow for improved access & safety.

“The ease & speed of installation meant our progress on site was seamless & they look fantastic! To date, we have installed these mats on 15 gateways & we can’t fault them! Our client loves them too!”

Construction Management Solutions Fife Ltd

HIT Steps are compact, portable ground protection mats measuring just 500x500 mm & weighing 9.3 kg each, making them exceptionally easy to handle, reposition, & install without machinery. Their size & weight make them perfect for protecting smaller, high-impact areas such as gateways, trough fronts, or narrow access points. Unlike larger Top Clean mats, HIT Step Mats are ideal as a temporary or seasonal solution, especially where flexibility & quick installation are needed. With excellent grip & drainage performance, they provide reliable footing in muddy conditions while offering the convenience of easy removal & re-use.

HIT Mountain Trail

Ideal for sloped areas & steep sections of track systems, where it enhances grip & stability for safer footing. It's particularly useful on inclines where mud or wear might otherwise create slipping hazards.

The HIT Mountain Trail mat is a robust & practical solution for enhancing traction & safety on sloped or uneven terrain within track systems. Each mat measures 1210 x 805 x 40 mm & weighs 20 kg, offering a substantial, stable surface that can withstand the wear of regular hoof traffic. Made from recycled plastic, it supports sustainability while delivering long-lasting performance.

Its textured v-shape surface provides excellent grip on inclines, helping to prevent slipping in challenging conditions. A topping of sand is recommended for added comfort. The mats are modular & easy to install, making them a reliable choice for improving footing on sloped areas & maintaining ground conditions.



Facility Design



Stable Essentials

Designed to bring structure, safety, & practicality to equestrian facilities, enhancing both functionality & daily workflow.

Our stable essentials bring together a range of thoughtfully designed infrastructure elements that support the functionality, safety, & organisation of modern equestrian facilities. These include foundational features like fencing, dividers, & tie posts.

Together, these components are built for durability, ease of use, & low maintenance, helping yards run smoothly & professionally. Our focus is on creating well-structured, efficient environments tailored to the needs of both horses & handlers.



Tie Posts

Ideal for washing & grooming areas


A galvanised finish designed for safe & secure horse tying in yards, wash bays, or grooming areas. Each post features a tie ring for easy attachment, & either a square or round base plate.



Dividers

Designed for durability & functionality

Galvanised steel structures designed for grooming areas, washbays or stable dividers. Available in various styles, they feature high-quality panelling that's both robust & easy to maintain.



Fencing

Built for strength & safety

Designed for paddocks, arenas, & perimeter areas, the fencing is low-maintenance, weather-resistant, & available in multiple configurations to suit different layouts & requirements.




Active Box

The Active Box is a progressive stable system that blends welfare-focused design with modern automation. Each stable opens into an outdoor pen, encouraging natural movement, socialisation, & enrichment. Integrated with automated systems, it supports reduced & efficient management.

Galvanised
Steel Fencing



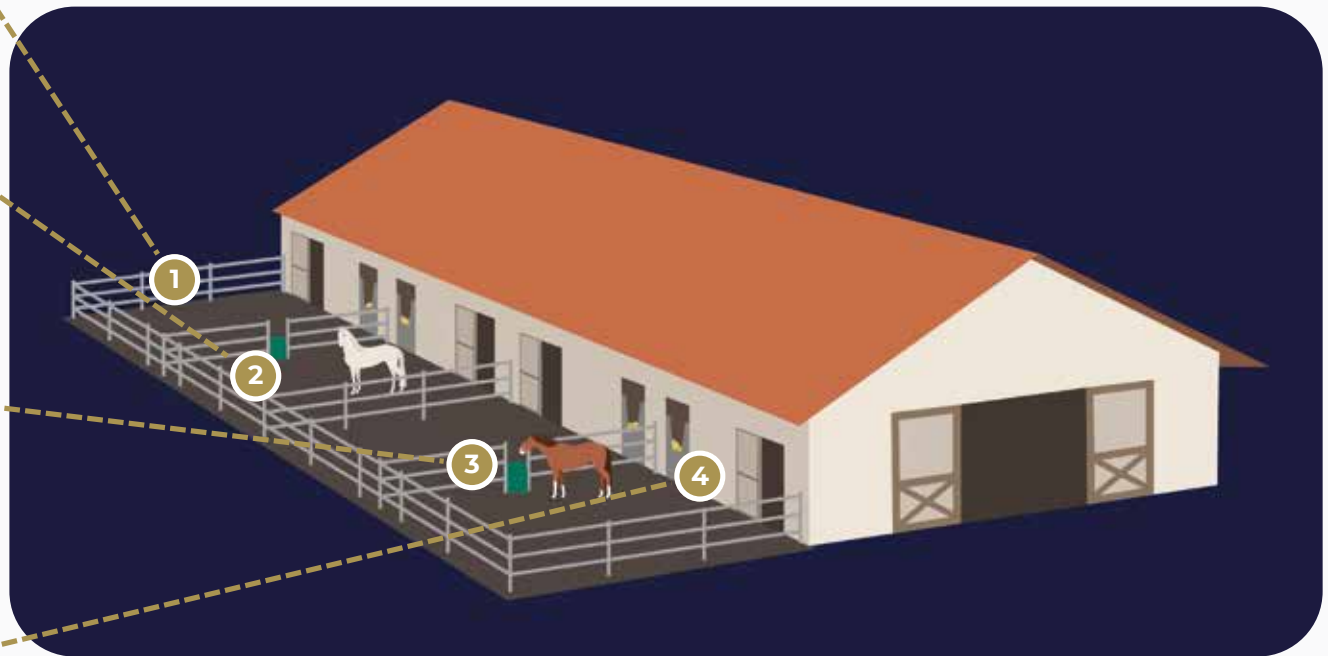

Komfortex
Flooring



Aqua
Drinker

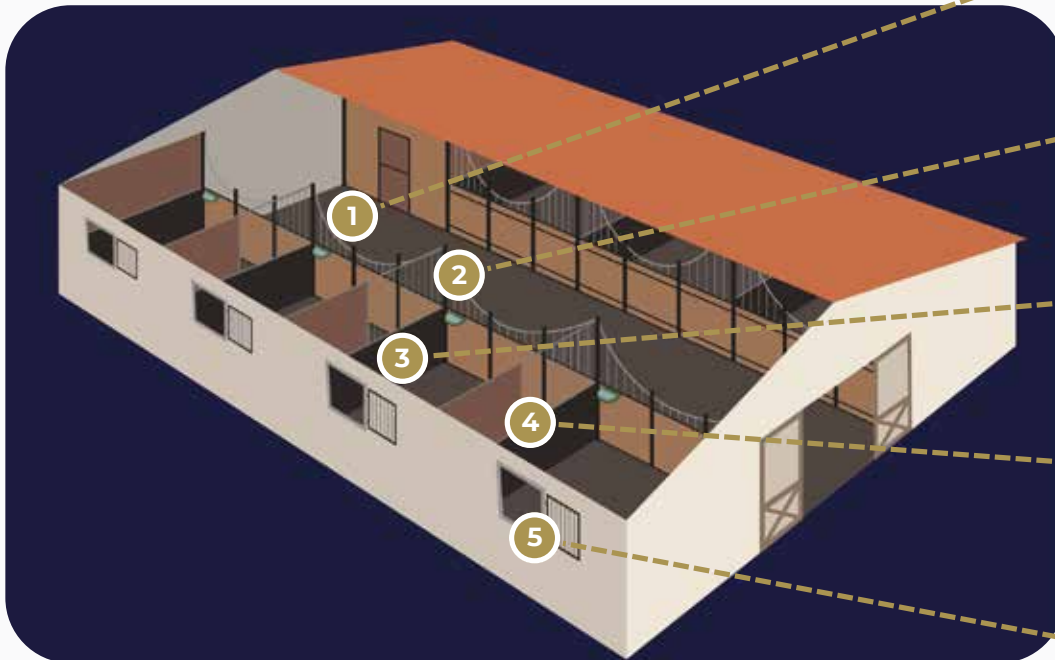


Automated
FFU System




Optimised Traditional Stabling


Combining the familiar structure of classic stables with a welfare-first design. By using high-quality materials & incorporating key improvements, these stables provide a healthier environment for modern standards of care.



Belmondo
WalkPro Matting



LAC5 Water
Drinker



Belmondo Rodeo
Wall Matting



Quality Doors
& Dividers




Enhanced
Ventilation




Track System

A track system is a horse-keeping approach designed to encourage natural movement & herd dynamics by guiding horses along a looped track.

Comfort
Mattress



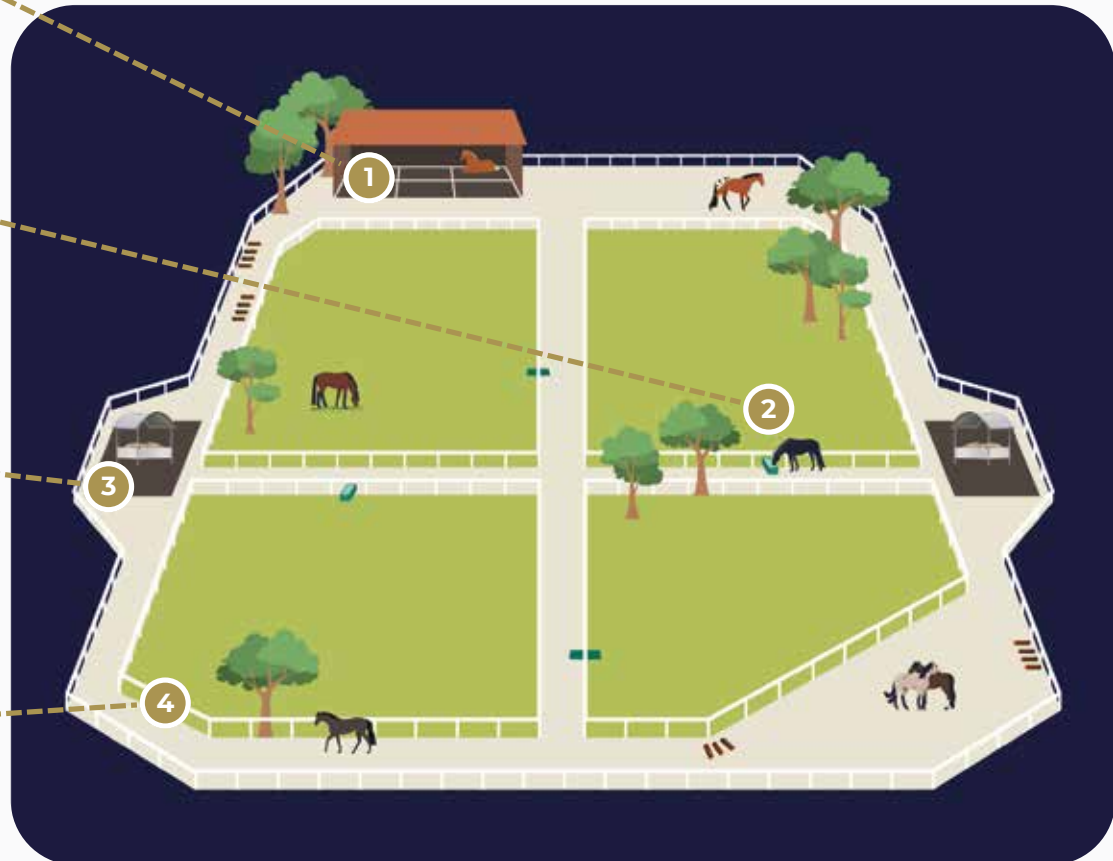
Baikal
Drinker



Top Clean
Matting

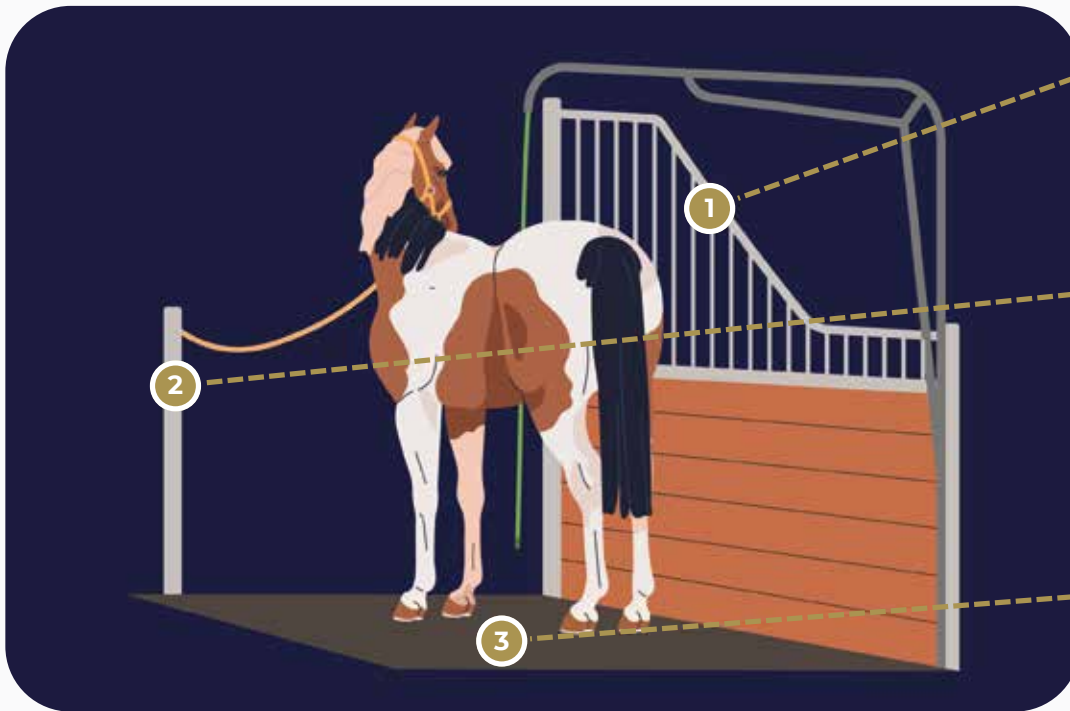


Galvanised
Steel Fencing



Wash Bay

Designed with durability, hygiene, and practicality at the forefront. Built using high-quality, robust materials, these spaces are made to withstand frequent use in demanding equestrian environments.




Quality
Dividers



Galvanised Steel
Tie Posts



Komfortex
Flooring





Consulation Services

Expert advice for the planning & design of equestrian facilities, with a focus on creating safe, efficient, & welfare-focused environments.

Our team works closely with clients from the initial concept through to completion, helping to translate ideas into practical layouts tailored to the specific needs of horses & handlers.

Whether developing an active stable, a traditional yard, or a hybrid setup, Jelka provides support in space optimisation, workflow design, & product selection. We also brings insight into environmental factors such as drainage, material longevity, & land use, ensuring each facility is built with both functionality & resilience in mind. Our goal is not just to install equipment, but to help clients create spaces that truly work; efficiently, safely, & with the horse at the centre of every decision.



Welfare



Performance



Efficiency

Forage Systems



Forage Feeding Units

Our automated forage feeding systems, part of the HIT range, are designed to bring structure, balance, & efficiency to group horse management.

These time-controlled hay feeders replicate natural feeding patterns by offering forage at programmed intervals, encouraging movement & reducing stress from competition or overfeeding. This structured approach supports better digestion, behavioural harmony, & a healthier overall stable environment. The system includes several models tailored to different group sizes & facility needs. The FFU Single & FFU Double serve individual or paired horses, while the FFU Maxi offers four feeding stations for mid-sized groups. For larger herds, the FFU Apollo provides a robust solution with multiple access points, ensuring fair & consistent access to forage even in high-density settings. Built with horse safety & durability in mind, each feeder opens & closes via an automatic sliding grill, which helps control intake & prevents spoilage or wastage. The feeders are made from high-quality materials that withstand weather & heavy use, making them suitable for both indoor & outdoor installations. These systems not only improve horse welfare but also streamline daily routines, significantly reducing the labour & resources needed for feeding.

FFU Single



FFU Double



FFU Maxi



FFU Apollo



Water Troughs



Aqua Drinker

The Aqua Drinker is a compact, insulated water trough designed to provide a consistent supply of fresh drinking water in all seasons.

With an automatic refill function & robust, frost-resistant build, it's ideal for active stables & group housing systems where multiple horses need continual access to water. Its thermal insulation helps prevent freezing during winter months, maintaining reliable hydration even in challenging weather. The Aqua Drinker's thoughtful construction supports hygiene & ease of use, making it a practical addition to both indoor & outdoor equestrian environments.



Baikal Drinker

The Baikal Drinker is a large-capacity, insulated trough designed specifically for herd environments & large group keeping.

Engineered to withstand extreme conditions, it features thick insulation that helps maintain water temperature & prevent freezing, even in sub-zero climates.

Its generous volume & robust construction make it suitable for turnout areas, paddocks, & active stabling systems. The Baikal Drinker is low-maintenance & easy to clean, offering a reliable solution for equine facilities.





ISOBAR 250

Antifreeze isothermal trough, ideal for places without running water.



THERMOLAC

Pasture drinker for paddocks with an accessible water connection.



NORMANDY

Compact, wall-mounted drinker. Available with a valve function or a constant level.



PREBAC

A large range of paddock troughs including 70, 200, 400, 950 litre capacity.



LAC 5

Cast iron stable drinker with a constant level. Large capacity & stainless steel cover.



LAC 10


Synthetic stable drinker with a constant level & stainless steel cover.



Active Stabling



Enriched trails



“VIP” areas

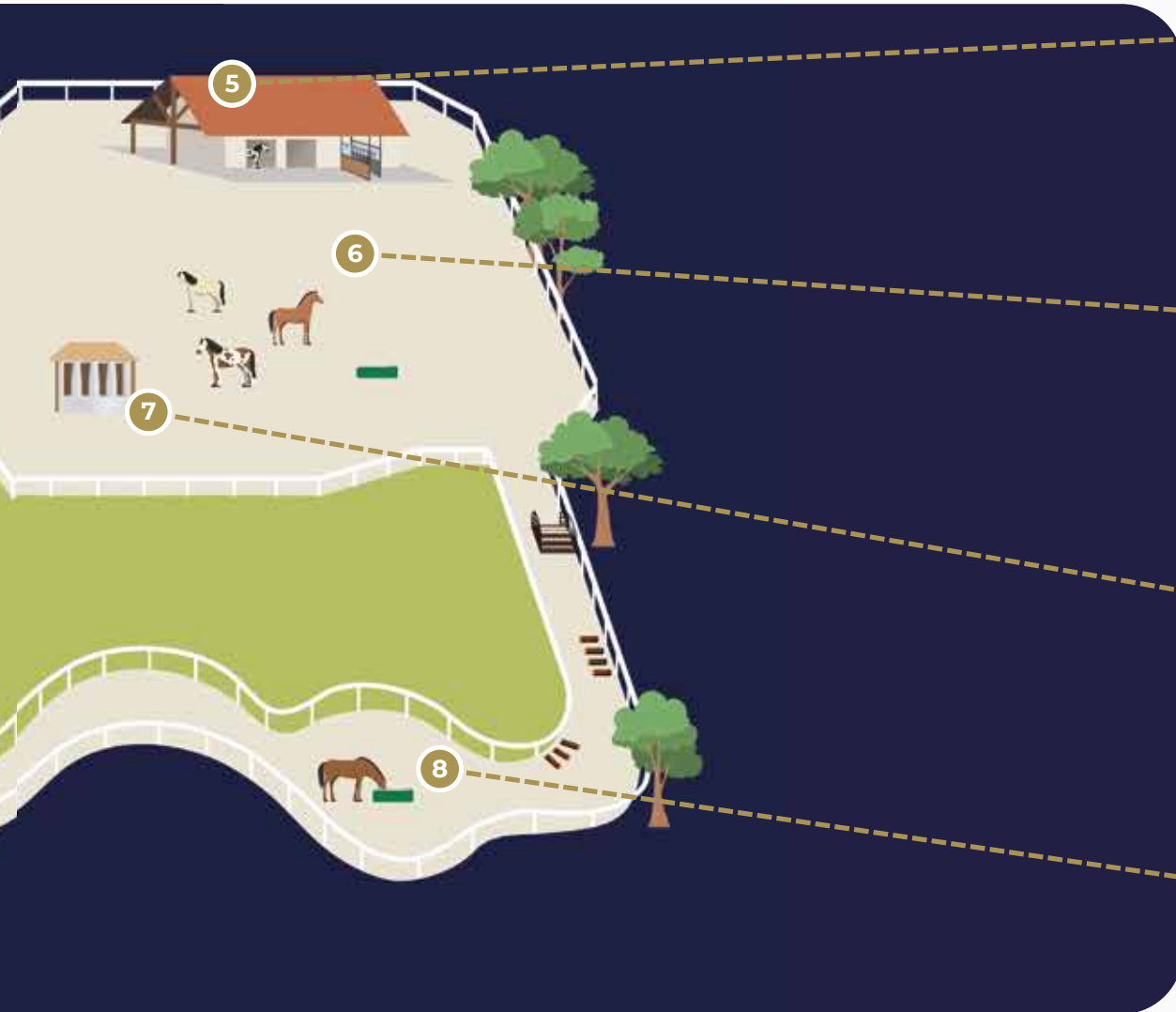


Summer Grazing




Rolling & Playing areas






Rest & relax areas




Market place



Roughage Feeding areas



Automated Water Supply



Inside the HIT Active Stable

The HIT Active Stable is a forward-thinking approach to horse housing that prioritises the natural behaviours & wellbeing of horses.

Designed to reflect how horses live in the wild, the HIT Active Stable encourages freedom of movement, social interaction, & access to resources in a way that stimulates both their bodies & minds. By creating an environment where horses can move, eat, rest, & socialise on their own terms, the Active Stable promotes healthier, more balanced animals.

Central to the system is its use of space & automations. Feeding stations, water points, resting areas, & activity zones are spread out across the space, encouraging horses to move throughout the day. This mimics their instinctive grazing behaviour & supports muscular & digestive health. Automated systems regulate forage feeding & manage herd flow, reducing competition & creating a harmonious social dynamic within the group. The setup supports a species-appropriate lifestyle by reducing stress, boredom, & stereotypical behaviours often found in more restrictive housing systems. Horses are able to interact naturally, establish social bonds, & express themselves freely, all key components of emotional & psychological health.

Overall, the HIT Active Stable provides a modern solution that meets the evolving expectations of horse care & facility design. It balances efficiency & welfare, helping owners & caretakers create a low-labour, high-welfare environment.



Tailored Automations

The HIT range of automated systems are at the heart of the Active Stable concept, offering intelligent, horse-specific management of feeding & movement.

These systems use transponder technology, small devices attached to each horse's mane, to identify individuals & manage their access to forage or concentrates. This ensures every horse receives its own tailored diet in appropriate, measured portions throughout the day, promoting both physical health & behavioural balance. This level of control reduces competition around feeding times & prevents dominant herd members from monopolising resources. As a result, horses eat more calmly & naturally, reducing stress & supporting better digestion. These systems also help regulate herd flow within the set-up by strategically placing feeding stations throughout the space. Horses are encouraged to move between zones, mirroring their natural behaviours in the wild. This movement stimulates muscles, supports circulation, & contributes to healthier, happier horses.



Selection Exclusive

To allow specific horses individual access to forage, pasture or VIP areas

- Transponder with a unique tracker is used to allow specific access



Compact Feeder

Concentrate feeder designed for corner installation to save space

- 2 x 150-litre feed silos
- 1 x mineral feed 25 litre



Compact-Select

Additional selection door to direct specific horses to different areas

- 2 x 150-litre feed silos
- 1 x mineral feed 25 litre



Easy Feeder

Concentrate feeder designed with a straight guide system

- 2 x 150-litre feed silos
- 1 x mineral feed 25 litre



Combi-Exclusive

A hybrid of concentrate & forage feeder to ensure individual diets are met

- 2 x 150-litre feed storage container
- 1 x forage feed station



Veterinary





Veterinary Services

Bespoke design & fabrication services tailored to the unique needs of veterinary clinics.

Our in-house teams specialise in developing custom equipment & infrastructure that supports both functionality & welfare. We design & manufacture a wide range of specialist equipment, including hinged & sliding access doors, induction doors, examination stocks, lifting mechanisms, rope systems, & privacy fencing.

We also provide and install specialised rubber flooring & padded wall coverings for hygiene-critical & high-impact areas. Options include seamless rubber flooring with cushioned underlays, impact-resistant foam wall panels sealed in durable overlays (available in a variety of colours), & flooring solutions for large examination rooms, stables, walkways, & turnout paddocks.

Therapy & Training



Aqua Trainer

The flagship Sascotec water treadmill for conditioning, rehabilitation and post-injury recovery. Includes the unique "Forest Floor" technology.

- Adjustable water depth up to 1400mm
- Integrated filtration
- Variable speed with incline and decline
- Temperature-control options
- Ideal for vets, therapy centres, and performance yards



Elite Horsetrainer

The Sascotec Horsetrainer range, including the Elite X25 and Elite X45, are precision engineered horse treadmills designed for continuous professional use.

- Speed ranges from 0-45km/h
- Flat, incline and decline functions
- High-performance motors designed for continuous use
- Advanced safety systems for horse and operator



Horsebration

Horsebration activates muscle building and repair with variable control. Packed into a robust steel frame and equipped with variable frequency and time control.

- Vibration frequency range from 5-50hz
- Two counter-rotating motors work simultaneously to create a gentle vertical movement similar to natural locomotion



Land Control



HIT DrainGrid

DrainGrids are an effective ground reinforcement solution designed to improve surface stability & drainage in high-traffic areas such as gateways, paddocks & car parks.

Made from tough, recycled plastic, the interlocking grid system is engineered to withstand heavy loads while maintaining surface permeability. This structure allows rainwater to pass through & prevents pooling, helping to maintain dry, mud-free conditions even during wet seasons. Their design supports a range of surface toppings, including sand or gravel, offering flexibility depending on the specific area of use.





Kelfri Tipping Trailer

The 1.5 tonne Kelfri Galvanised Tipping Trailer is a dependable & durable transport solution designed specifically for use with quads & ATVs.

The Kelfri Tipping Trailer is a strong galvanised steel construction that ensures long-lasting resistance to corrosion & wear, making it ideal for tough outdoor environments. With a generous load capacity of 1.5 tonnes, it handles everything from hay & tools to soil, gravel & general yard debris, perfect for equestrian centres, farms, or estate maintenance.

A standout feature of this trailer is its 55° tipping angle, which allows for quick & easy unloading using the winch on your ATV. This steep angle ensures efficient emptying, especially when dealing with loose or heavy materials. The trailer's rear tailgate & corner posts are detachable, giving you the option to convert the trailer into a completely open bed for bulkier or awkwardly shaped loads.

Its bogie wheel system, combined with large cross-country tyres, delivers excellent ground clearance & smooth manoeuvrability over uneven terrain. Whether crossing paddocks, fields, or forestry paths, the trailer remains stable & capable. Optional extension sides are available, offering even more versatility by allowing larger loads to be carried when needed.

ATV Flail Mower

The Kellfri ATV Flail Mower is a heavy-duty machine built for serious land maintenance, perfect for tackling thick grass, brush, & even saplings on overgrown terrain.

With a 1.5m working width & a powerful 25hp V-twin engine, it delivers strong & efficient cutting performance across uneven & challenging ground. Its robust chassis & double-bogie wheel system provide stability & durability, making it well-suited for fields, woodland edges, & rough paddocks.

Equipped with 32 heavy-duty hammer flails, each weighing 345g, the mower delivers a thorough, aggressive cut capable of managing dense vegetation. An adjustable tow bar & turnbuckle let you fine-tune the mowing angle, while side skids ensure smooth, stable operation. A chain guard protects against flying debris, & the openable rear flap helps with efficient discharge of clippings & easier cleaning.

The flail mower also features an electric start & a moveable tow bar with central or right-side mounting options, allowing for flexible hitching & improved manoeuvrability. With a wide wheelbase of 219 cm & laser-screwed components for extended life, this machine is designed for operators who need reliable performance & heavy-duty capability season after season.





ArenaMate®

Product Brochure



Table of **Content**



Arena Levellers

Versatile, precision-built tools for maintaining equestrian surfaces, ensuring consistent footing & surface quality in varying arena types.

Pages 1 - 4



Arena Accessories

Riding arena accessories, such as mirrors and kickboards, designed to enhance both the safety and functionality of the training environment.

Pages 5 - 8



HIT Active Aqua

An automated irrigation system designed to supply water to riding surfaces efficiently & economically, improving traction & safety.

Pages 9 - 12



Grass Harrow

A durable & adjustable tool for pasture care, perfect for levelling, aerating, & encouraging healthy grass growth on grazing land.

Pages 13 - 14



Arena Levellers



ArenaMate® Type 3 RFB

A high-performance arena leveller engineered to maintain & enhance a variety of equestrian riding surfaces.

The Type 3 RFB's robust design features a unique combination of curved spring steel "S" tines & front & rear split rollers, which work together to loosen, mix, & level the surface, ensuring consistent footing & reducing compaction. This configuration is particularly effective in preventing the development of "dead" spots, promoting a safer & more comfortable environment for both horse & rider.

One of the standout features of the Type 3 RFB is its adjustable side blade, designed for efficient perimeter grading. This allows users to easily bring in material from the edges, eliminating the buildup of banks around the arena.

“We have used the Arena Mate leveller for our surfaces for many years & find it perfectly set up to do the job in both of our arenas, which are used daily.”

Joe Stockdale, British Showjumper





ArenaMate® Type 3 SSR

A versatile & robust arena leveller designed to maintain & enhance various equestrian riding surfaces.

“As a veterinary physiotherapist, I chose the Arenamate leveller to maintain and level my arena surface, ensuring the fibrous material is worked in, along with attached rollers to compact the surface.”

Emma Green - BSc PGD RAMP Veterinary physiotherapist

Similar to the ArenaMate® Type 3 RFB, its construction features curved "S" tines that effectively loosen, mix, & level the surface materials, promoting consistent footing & reducing compaction. The twin split rear rollers further aid in consolidating the surface, minimising scuffing, & ensuring a smooth finish.

An adjustable side blade allows for efficient perimeter grading, enabling users to manage the edges of the arena with ease. Built with heavy-duty box section steel & high-quality British components, the Type 3 SSR is manufactured in the UK, ensuring durability & reliability. Available in widths of 1.5m, 1.8m, & 2.1m, it caters to different arena sizes & towing vehicles, such as quads, Gators, & tractors.

ArenaMate® Type 1

A straightforward & effective solution for maintaining loose or fluid-moving arena surfaces, such as sand or rubber.

The ArenaMate Type 1 leveller features an adjustable agricultural-grade tine bar with 10 tines. It loosens compacted material before a 2.4 m-wide rear blade levels the surface for consistent footing. Weighing around 100 kg and compatible with ball, pin, or 3-point linkage hitches, it is easy to tow with a range of vehicles, though it is best suited to loose surfaces rather than mixed or waxed arenas.



Bespoke ArenaMate Levellers

Bespoke sizing to ensure every leveller is designed to work seamlessly with varying yards.

All ArenaMate levellers are manufactured at our headquarters in Kent and are available in a wide range of sizes, from 1.4 metres up to 3.6 metres in width. This in-house manufacturing capability allows us the flexibility to tailor levellers to suit the specific needs of your facility, ensuring the most efficient and effective arena maintenance possible.

Arena Accessories



CURVE Kick Board

Designed to enhance both safety and aesthetics within indoor riding arenas.

The CURVE Kick Board's distinctive curved profile creates a protective barrier around the arena, helping to reduce the risk of injury by preventing the rider's leg from becoming trapped between the horse and the wall, while also protecting the horse's hooves and joints during training.

Manufactured from multiple thermoformed layers of wood, with strong hardwood outer layers and a poplar core, the kick boards provide excellent impact resistance and long-term durability. Each section is designed for practical installation and can be fitted without complex substructures, making it suitable for both new arena builds and refurbishments.

With its clean, elegant finish and optional features such as integrated gates, mounting blocks, and dressage markers, the CURVE kick board not only improves rider safety but also elevates the overall appearance and functionality of the arena environment.





Riding Arena Mirrors

Transform your riding experience with distortion-free reflection thanks to the DIAMOND SYSTEM® mirrors.

Riding arena mirrors are an invaluable training tool, allowing riders to assess both their own position and their horse's movement in real time. By providing a clear, distortion-free reflection, they enable riders to monitor straightness, balance, and alignment during schooling, helping to refine technique and improve overall performance without always relying on a trainer on the ground.

ArenaMate supplies high-quality mirrors designed specifically for equestrian environments, suitable for both indoor and outdoor arenas. Using advanced mirror systems such as the DIAMOND SYSTEM®, these mirrors deliver a virtually distortion-free reflection while offering exceptional durability and impact resistance, up to six times stronger than conventional mirrors, ensuring safety for both horse and rider.

The mirrors are built with protective framing and specialist coatings that minimise condensation and protect the edges from damage, making them reliable in a range of weather and arena conditions. With a professional design, installation, and fitting service available, ArenaMate ensures each mirror system is tailored to the specific layout of the arena, providing riders with the best possible visual feedback to support daily training and performance development.



HIT Active Aqua



HIT Active Aqua

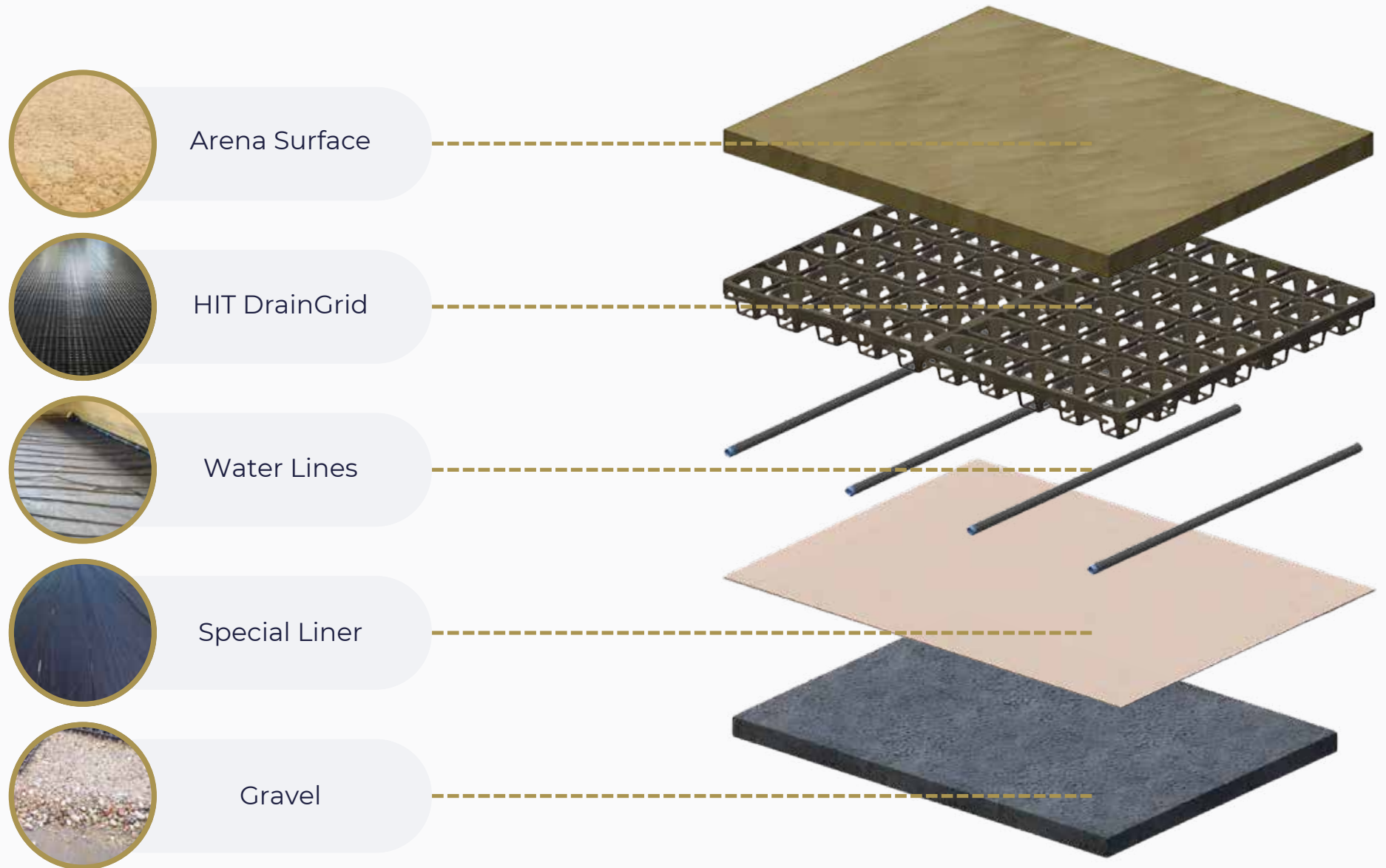
An underground irrigation system designed to maintain consistent moisture levels in riding arenas.

The HIT Active-Aqua is an advanced underground irrigation system designed to provide efficient & uniform moisture distribution across equestrian arenas. Unlike traditional overhead sprinklers, it irrigates from below the surface using a network of pressure-regulated drip lines embedded in the arena base. This ensures even saturation of the footing material, which is essential for rider safety, surface consistency, & horse performance.

The system uses patented self-cleaning diaphragm valves that prevent clogging & maintain precise water delivery. This dripline network is protected by a durable grid structure, further enhancing the safety of the surface. Because the water is delivered directly where it's needed, at the root of the surface, evaporation is minimised, & no water is wasted due to wind or surface runoff.

HIT Active-Aqua is also highly programmable, with a smart control unit capable of scheduling multiple irrigation cycles per day. This automated approach saves labour, reduces water usage by up to 40% compared to conventional systems, & allows precise moisture management tailored to the needs of different surface types. The system is equally effective for indoor & outdoor arenas.





UK Case Study

The first of its kind in the UK, installed at the popular competition venue, Bow House Equestrian, located in Shropshire.

“It's a very, very good economical watering system, which is also environmentally friendly because of how much less water we use. We also feel that the horses really benefit from this system. They grow in confidence during their sessions on it!”

J. P. Daker, Owner of Bow House Equestrian



Grass Harrow



ArenaMate® Grass Harrow

A highly effective solution for maintaining & revitalising grassland.

Designed for use with compact tractors & ATVs, the ArenaMate Grass Harrow helps break up compacted soil, remove moss & thatch, & improve aeration to encourage healthy grass regrowth. Its adjustable tine settings allow users to adapt the harrow for a range of conditions, from light grooming to more intensive ground penetration.

Built with durability in mind. Whether you're maintaining turnout paddocks or preparing soil for reseedling, it helps ensure a more even & productive surface. By stimulating root development & enhancing drainage, it supports stronger, more resilient pasture over time.





**To place an order, or to discuss how we can transform
your facility with our horse-first approach, visit**

www.jelka.co.uk www.arenamate.co.uk

Let's be social!





The Jelka Group

info@jelka.co.uk 01304 273620

Units 15B & 15C, Barton Business Park, New Dover Road, Canterbury, CT1 3AA